

## Casting Dates – Using Them to Determine When Your N Was Manufactured

*"I'm trying to determine what year my tractor is. I have an 8N. There is no serial number on the engine. Would anyone have a guess as to why?"*

You might have a replacement block with no serial number, or maybe it's just been painted over too many times. If you are trying to determine the age of the tractor you can get somewhere in the neighborhood by decoding the date codes that are cast into various parts of the tractor. The easiest to decode is the one on the hydraulic reservoir cover (under the tractor) next to the drain plug. Take a rag, some degreaser and a flashlight with you when you crawl under there. It's usually stamped in standard date format (mm-dd-yy). That's supposedly the date the aluminum cover was made. Here's what it will look like:

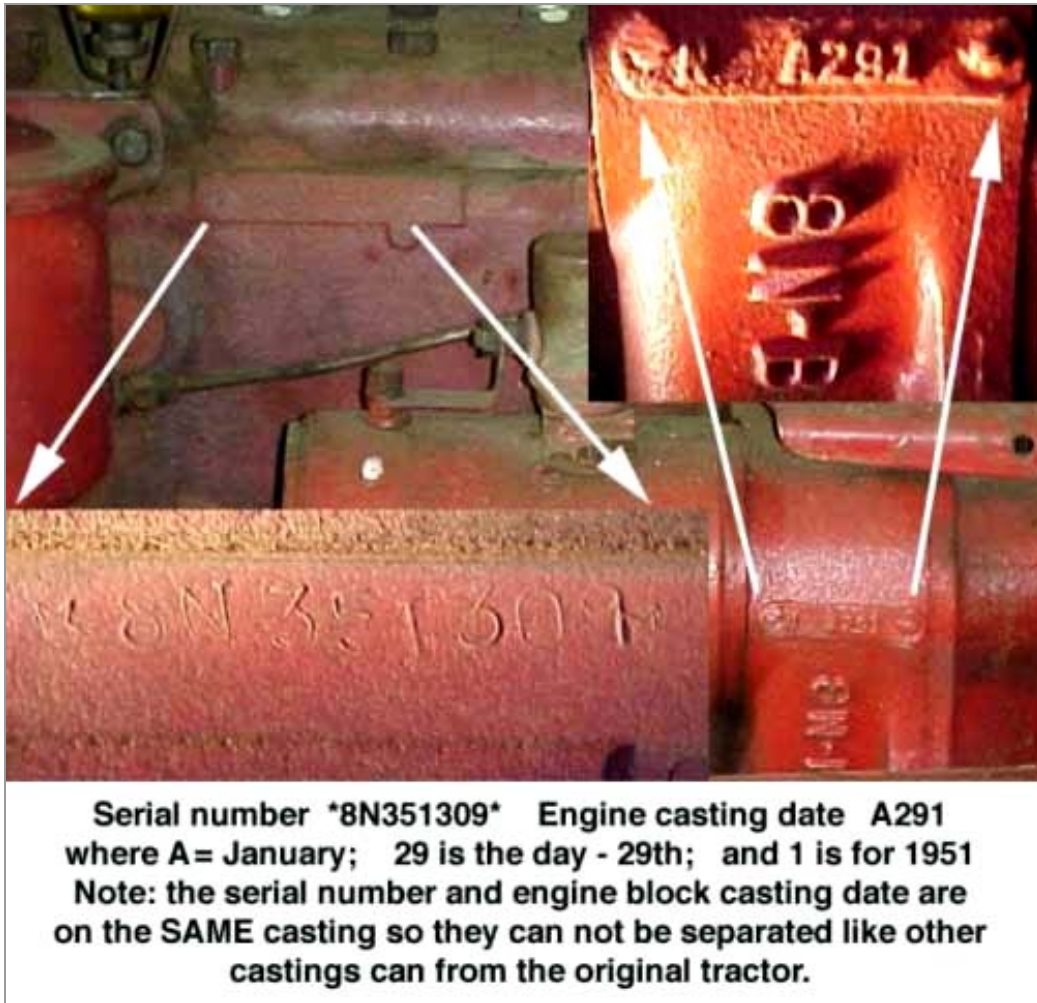


Other date codes are usually on the axle trumpets on the forward facing surface, sometimes upside down. It is not uncommon to find a different date on each axle trumpet if one has been replaced over the years.





Here's another example from an 8N engine:



Here's the casting dates information that I recorded when I rebuilt my '50 8N. The legend for the code is, as I understand it, like this:


Month = A (Jan), B (Feb), etc.  
Day = one or two digit number.  
Year = one digit number.

But some of the codes are the mm/dd/yy format. So, in my case, the number on the head, A190, is Jan. 19, 1950.

Here's what I found:

Cylinder Head - **A190** (between the #2 and #3 plug holes) – **Jan. 19, 1950**  
Oil pan - **A250** (bottom) – **Jan. 25, 1950**  
Hydraulic pump - 2/7/50 (bottom) – **Feb. 7, 1950**  
Transmission case - **B30** (right side, forward, low) – **Feb. 3, 1950**  
Right axle housing - **1-13-50**.  
Rear end housing - **B30** (left side under PTO shaft, upside down) – **Feb. 3, 1950**  
Engine - **B20**, on starter bump out – **Feb. 2, 1950**  
This is serial # 257591. The range is Jan 13 to Feb 7, a pretty tight grouping.

## New Design Engine Block Figures



No. A404 Price \$1.50

For Three Stamps Shown

The design of engine numbers has been changed to lessen the possibility of outside individuals attempting to change engine numbers. The figures 1-6-9 have been changed. Dealers should immediately provide themselves with the new figures—One-Six-Nine. Ford Service Bulletin, February, 1931.

No. A404B




Price \$5.50

Complete set of 11 including star as shown

### WARNING!

Some States have enacted laws requiring Special Marking of Rebuilt or Exchanged Engines, with certain letters prefixing or affixing the number.

We can supply any letter in the alphabet to match the above figures at 75c each, on special order, requiring 5 days for delivery.



Shipping Wt.  
2 Pounds

☆ A I 2 3 4 5 6 7 8 9 0 ☆ NEW

☆ A 1 2 3 4 5 6 7 8 9 0 ☆ OLD

ARE YOUR ENGINE BLOCKS STAMPED  
WITH THE "NEW" OR THE "OLD" ???

There is an excellent web site that is devoted to supporting and helping identify N-tractors. It has an extensive section that details the differences between models, even differences introduced during a single model year. John Smith is the site's Webmaster, and the URL is: <http://www.oldfordtractors.com/idhistory.htm>.



*Best internet source  
of information and help  
for old Ford tractors.*

[www.ntractorclub.com](http://www.ntractorclub.com)